

KBG121200 12V 120Ah



Gel battery shows some distinctive advantages over flooded battery or AGM battery, such as super thermal stability, high deep discharge capability, good recovery from deep discharge, even if the battery is left discharged for three days, it will recover to 100% of capacity. With the above-mentioned advantages, the gel battery has long service life, specially suitable for motive power applications, such as golf trailer, scrubber, folklift, etc. The deep discharge cycles increased 50% as compared with the AGM battery.



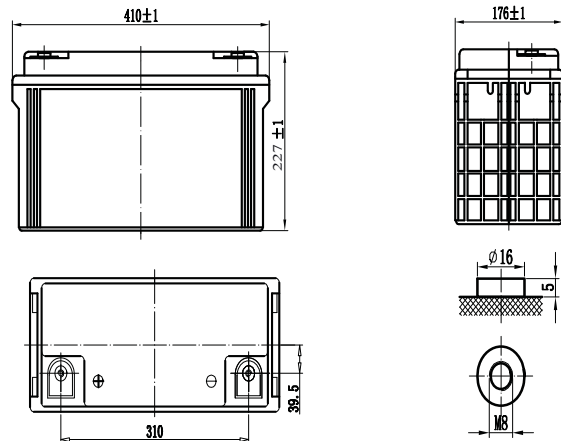
Performance Characteristics

Nominal Voltage	12V		
Design Life	12 years		
Dimensions	Length (mm / inch)	482 / 18.97	
	Width (mm / inch)	170 / 6.69	
	Height (mm / inch)	240 / 9.44	
	Total Height (mm / inch)	240 / 9.44	
Approx. Weight	(Kg / lbs)	44.50 / 98.10	
Terminal	M8		
Container Material	ABS		
Rated Capacity	126Ah / 6.30A	(20hr, 10.5V / cell, 25°C / 77°F)	
	120Ah / 12.0A	(10hr, 10.5V / cell, 25°C / 77°F)	
	100Ah / 20.0A	(5hr, 10.5V / cell, 25°C / 77°F)	
	71.6Ah / 71.6A	(1hr, 9.6V / cell, 25°C / 77°F)	
	Max. Discharge Current	950A (5s)	
Internal Resistance	Approx 5.3mΩ		
Operating Temp. Range	Discharge : -20 ~ 60°C (-4 ~ 131°F)		
	Charge : -10 ~ 60°C (32 ~ 104°F)		
	Storage : -20 ~ 60°C (-4 ~ 122°F)		
Nominal Operating Temp. Range	25 ± 3°C (77 ± 5°F)		
Cycle Use	Maximum charging current no limited		
	Voltage: 2.40V ~ 2.45V at 25°C (77° F) Temp. Coefficient: -30mV/°C		
Standby Use	No limit on charging current		
	Voltage 13.6V ~ 13.8V at 25° C (77° F) Temp. Coefficient: -20mV/°C		
Capacity affected by Temperature	40°C (104°F)	103%	
	25°C (77°F)	100%	
	0°C (32°F)	86%	
Self Discharge	Fully charged Kaise Gel Series batteries may be stored for up to 6 months at 25°C (77°F) and then a freshening charge is required. For higher temperatures the time interval will be shorter.		

Discharge Constant Current (Amperes) at 77°F (25°C)

Volts/cell	20min	30min	45min	1h	3h	5h	10h
1.80V	197	167	78.9	65.4	28.1	19.3	12.0
1.75V	210	179	81.0	67.5	30.5	20.0	12.1
1.70V	223	187	83.8	69.7	31.0	20.7	12.2
1.65V	245	195	86.1	71.1	31.5	21.0	12.3
1.60V	250	196	87.7	71.6	32.0	21.0	12.5

Dimensions and Terminal (Unit: mm (inches))



Applications

- Wind and solar energy systems
- Cable TV systems
- Telecommunications
- Electric wheel chairs
- Military equipment
- Emergency lighting
- Power plants
- Medical equipment
- Golf carts

Certifications

ISO 9001:2008 ISO 14001:2008



Discharge End Voltage vs. Discharge Current

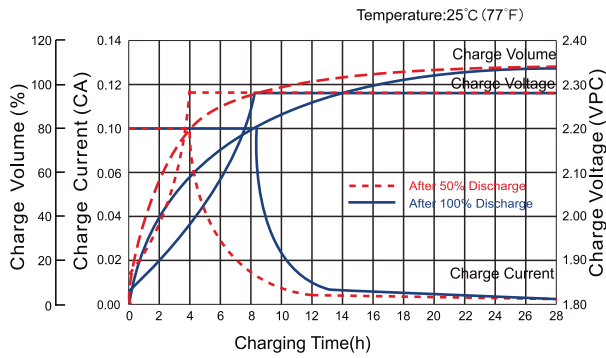
Final discharge voltage V/CELL	1.8	1.75	1.7	1.6
Discharge current (A)	I ≤ 0.1CA	0.25CA ≥ I > 0.1CA	0.55CA ≥ I > 0.25CA	I > 0.55CA

Discharge Constant Power (Watts per cell) at 77°F (25°C)

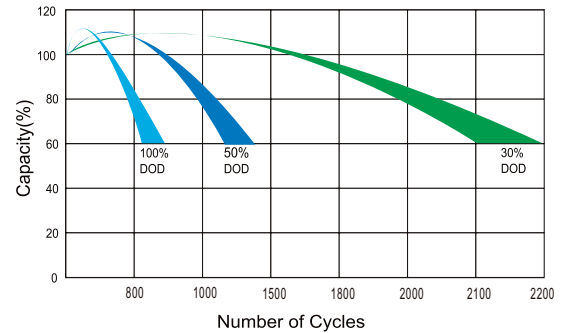
Volts/cell	10min	15min	30min	45min	1h	2h	3h	5h
1.80V	583	101	99	150	124	70.8	53.0	37.0
1.75V	383	334	206	154	128	72.6	54.1	37.4
1.70V	404	346	213	157	131	74.0	55.0	38.3
1.65V	426	358	220	171	137	76.8	56.6	38.9
1.60V	449	370	227	172	141	79.6	59.2	39.5

(Note) The above characteristics data are average values obtained within three charge/discharge cycles not the minimum values.

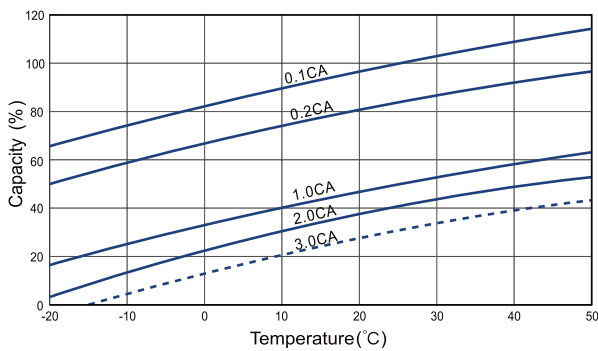
Charging Characteristics (cycle use)



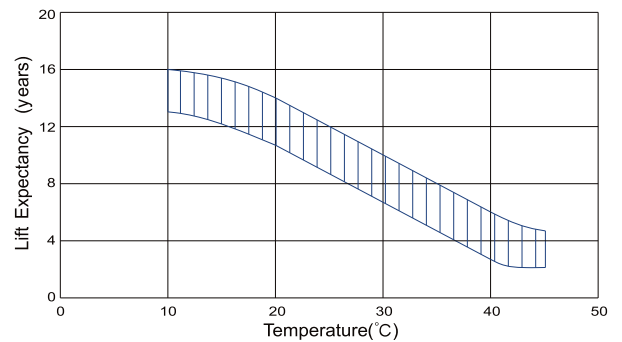
Cycle Life in Relation to Depth of Discharge



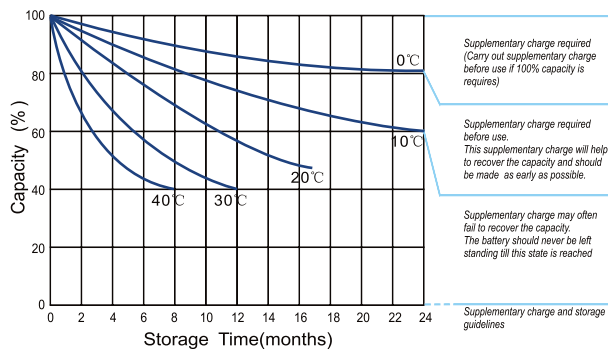
Temperature Effects in Relation to Battery Capacity



Effect of Temperature on Long Term Float Life



Self Discharge Characteristics



IMPORTANT NOTE: The specifications presented herein are subject to revision without notice.

